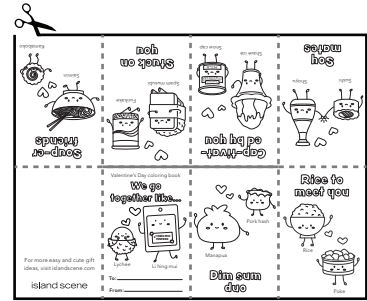


Template - Valentine's Day mini coloring book

Page 1: Instructions

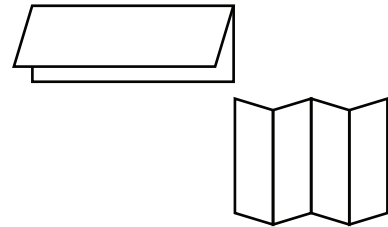
Step 1

Cut along the solid line around the coloring book.
Adult, help your keiki if necessary.



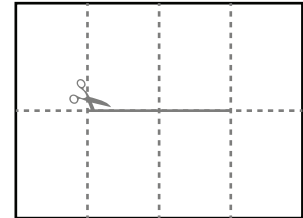
Step 2

Fold along the dotted lines, first vertically (hot dog fold), then in half two more times. Unfold completely.



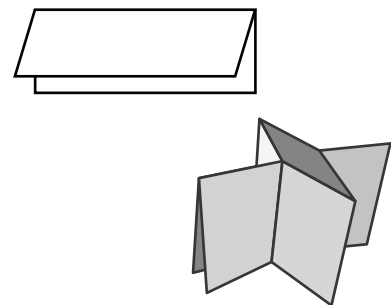
Step 3

Fold once horizontally (hamburger fold). Cut along the center solid gray line. Parents can help if needed.



Step 4


Unfold and refold horizontally (hot dog fold). Push the outer folded pages towards the center so the inner pages with the cut center come together.



Step 5


Fold the rest of the pages so they form a booklet.

You did it! Enjoy coloring our cute food pairings on page 2, or make your own coloring book with the template on page 3.



island scene

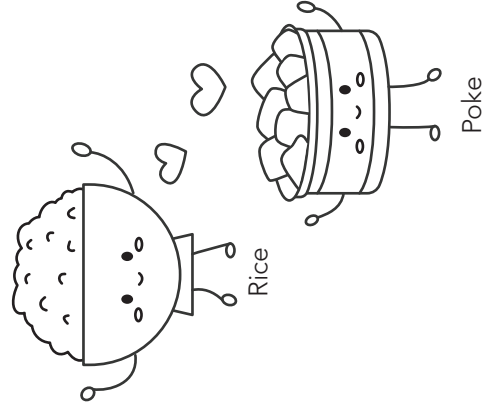
Soy mates



Sushi

Shoyu

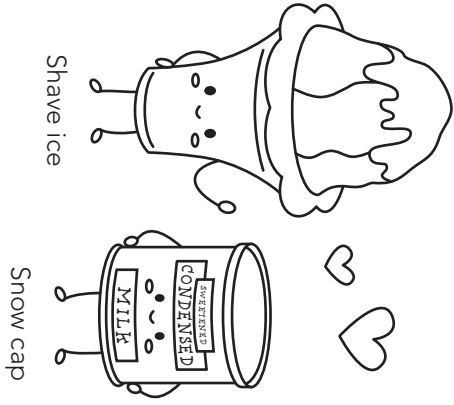
Rice to meet you



Rice


Poke

Cap-tivated by you



Shave ice

Snow cap

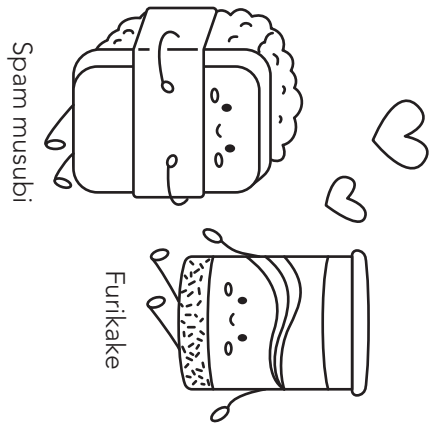


Pork hash

Manapua

Dim sum duo

Stuck on you




Spam musubi

Furikake

Valentine's Day coloring book

We go together like...



LI HING MUI POWDER

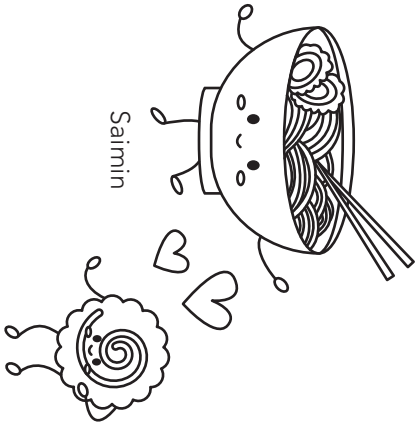
Li hing mui

Lychee

To: _____

From: _____

Kamaboko



Saimin

Soup-er friends

For more easy and cute gift ideas, visit islandscene.com

island scene

For more easy and cute gift
ideas, visit islandscene.com

island scene

To: _____

From: _____